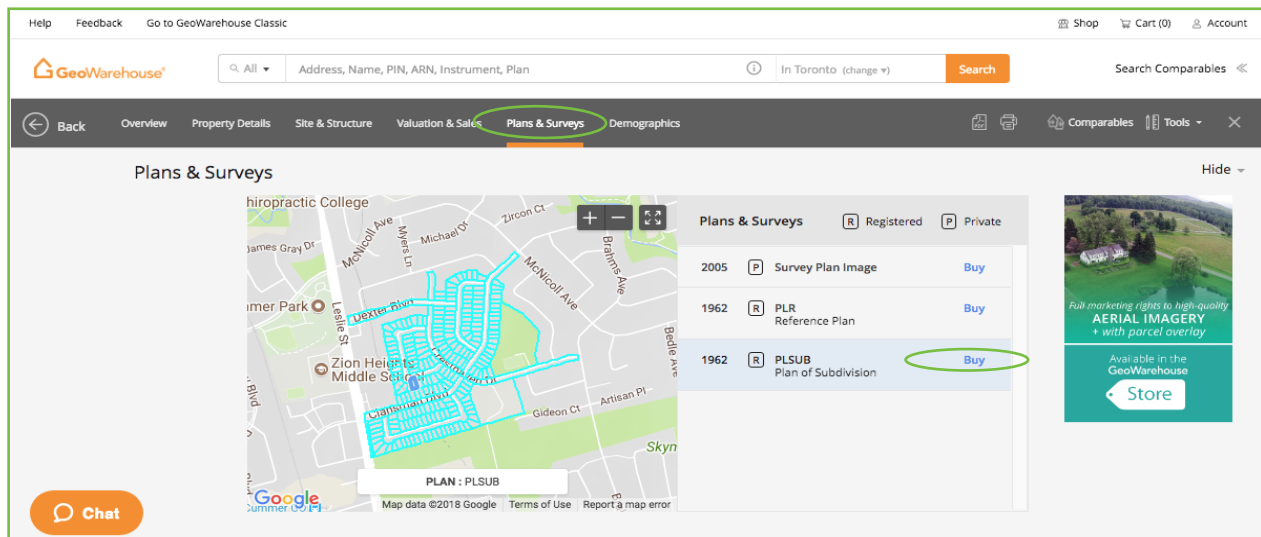


TIPS & TRICKS

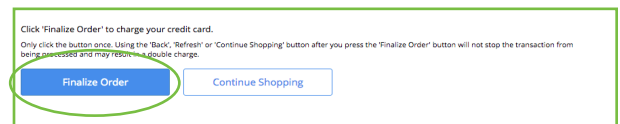
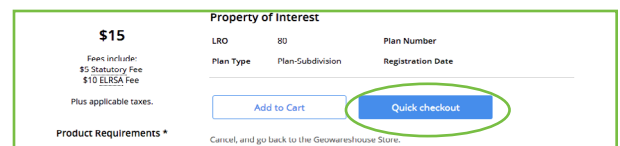
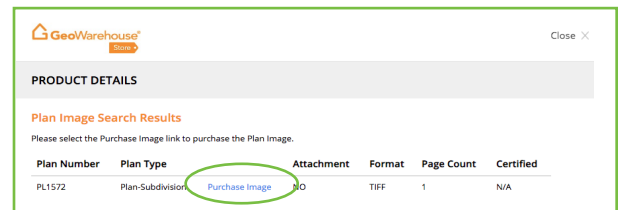
HOW TO PURCHASE A REGISTERED PLAN

You can request a plan that is registered or deposited in the Land Registry Office from the **Plans & Surveys** section of the **Property Report**.

- Select the Plan and then **Buy**.



- A Product Details window will open, select **Purchase image**.
- Select **Add to Chart** or **Quick checkout**.
- If you select **Quick checkout** you will be directed to the checkout page where you may enter the payment information.
- Select **Finalize Order** and you will be directed to the transaction confirmation page where you may view the Plan by selecting **Download Products**.



- A copy of the Plan will be sent to your email and there will also be a link to access it in the Downloads section of your Account.